



**TOP EDGE INFRAA**  
Construction Redefined



# PRODUCT RANGE

Pre Engineered Steel Buildings

Composite Steel Buildings

Tensile Fabric Structures

En-Fold Retractable Tensile Fabric Roofing System

Solid Node Space Frames

PC / Glass Skylights

Steel Structures and Metal Roofings

Standing Seam Roofing Systems



Steel Bridges

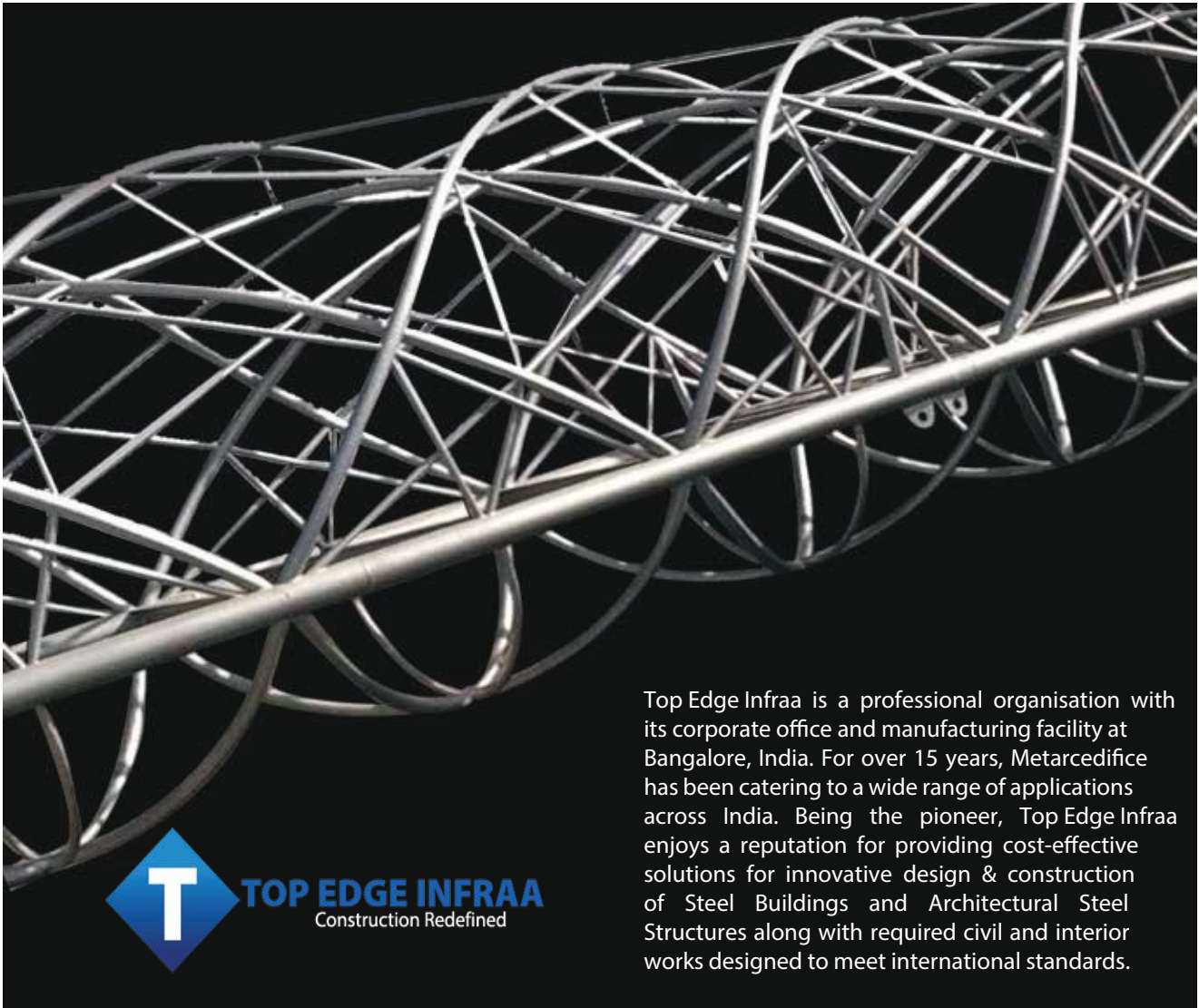
Corten Steel Structures/ Sculptures/Facades

Facades

LGSF

## Product Gallery :





Top Edge Infraa is a professional organisation with its corporate office and manufacturing facility at Bangalore, India. For over 15 years, Metarcedifice has been catering to a wide range of applications across India. Being the pioneer, Top Edge Infraa enjoys a reputation for providing cost-effective solutions for innovative design & construction of Steel Buildings and Architectural Steel Structures along with required civil and interior works designed to meet international standards.



Topedgeinfraa's commitment to excellence is backed by incomparable product quality besides speed, safety and scalability. Attention to detail and superior sales services, has ensured that customers maintain a long term relationship with Top Edge Infraa.

With its manufacturing plant based out of Bangalore, and with a production capacity in excess of 15000 MT, Top Edge Infraa's state-of-the-art design, fabrication facility produces hundreds of custom made Steel Buildings, Tensile and Architectural Structures every year.

Certified to ISO 9001 quality standards for many years, Top Edge Infraa maintains and surpasses the required quality levels. With its pan India network, Top Edge Infraa has established itself as a preferred solution provider for any form of steel buildings and structures.

Modern technology for design and construction of prefabricated buildings and structures on the basis of high-quality galvanized steel frame profiles, designed for the construction of load-bearing wall and roofing frames, as well as construction of inter-room walls and floor slabs.

The light construction LGSF frame is assembled from cold formed galvanized steel profiles. In the gaps between the elements of the frame heat insulation material is placed and the frame is supplied with surface layers made of various materials, forming a layered structure.

List of applications are-

- High Rise Steel Buildings
- Residential Bungalows and Villas
- Industrial and Commercial
- Educational Institutions
- Residential Apartment



#### Why LGSF?

##### - Speed of construction:-

CFS construction is faster than traditional methods to manufacture and construct buildings..

##### - Reduced need for highly skilled labor:-

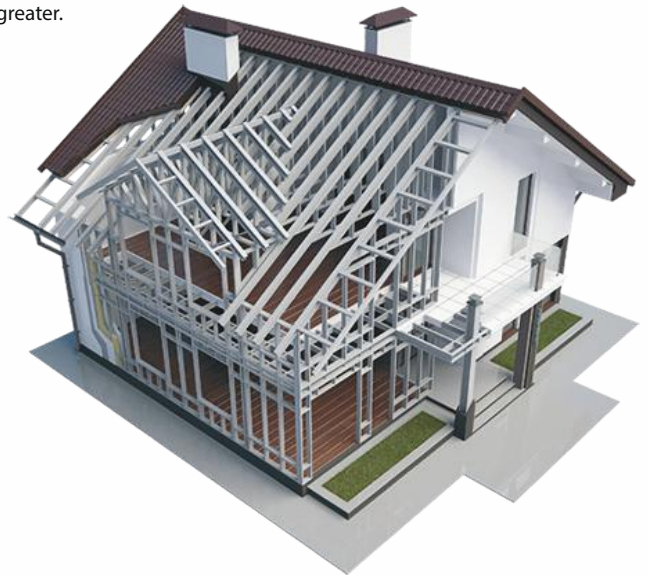
The rise in popularity of CFS construction can be attributed in part to its ease of construction. Lightweight designs, 'pre-fabricated' frames, uniform quality, and quick and simple erection on-site using basic tools – all these factors reduce the need for highly skilled labor.

##### - Versatility of design:-

The strength and ductility of CFS makes it an ideal building material for all building types — from modular and pre-fabricated units, to multi-story hotels, hospitals, schools as well as stand-alone multi-story housing.

##### - Faster return of investment:-

Return on investment (ROI) is obviously a critical aspect of the financial analysis of any property development opportunity. When a property can be acquired and developed in a short period of time the return on investment is realized faster and the response to satisfy immediate market demand is greater.



Top Edge Infra provides Architects, Structural Consultants & End users turnkey solutions starting from Concept, Design, Analysis, Fabrication, Supply and Installation.

Pre-Engineered Building Systems provide a cost-effective solution option for a wide range of building needs by offering unmatched versatility and benefits.

Top Edge Infra specialises in providing end-to-end solutions for various unique building / design requirements with high level of customisation.

Our reputation for sound technical design development, service and the pro-active execution of scheduling towards engineering, fabrication, timeline and budget assures the best of quality and service.

### FEATURES:

- Single source responsibility
- Factory finished quality
- Multiple options to meet your budget & requirements
- Conforming to ASIC / IS / any building codes or standards
- High load bearing capacity
- Integrated solutions with strip lighting /skylights & ventilators
- Faster delivery & installation
- Flexibility in future expansions
- Low maintenance cost
- Earthquake resistant



## COMPOSITE STEEL BUILDINGS

Composite construction is the dominant form of construction for the multi-storey building sector. This has been the case for over twenty years. Its success is due to the strength and stiffness that can be achieved, with minimum use of materials.

The reason why composite construction is often so good can be expressed in one simple way - concrete is good in compression and steel is good in tension. By joining the two materials together structurally these strengths can be exploited to result in a highly efficient design. The reduced self weight of composite elements has a knock-on effect by reducing the forces in those elements supporting them, including the foundations. Composite systems also offer speed of construction benefits, which were a key reason for the boom in use of steel for commercial buildings.

The benefits of composite steel buildings are:

- Shorter build-time - quicker return on investment
- Lighter buildings
- Larger clear spans - fewer columns
- Reusability - higher salvage value
- Environment friendly green buildings
- Multi-sector presence
- Sustainability
- Integrated services
- Flexibility and aesthetically pleasing architectural buildings

Our reputation for sound technical design development, service and the pro-active execution of scheduling towards engineering, fabrication, timeline and budget assures the best of quality and service.



## TENSILE FABRIC STRUCTURES

TopedgeInfraa provides elegant solutions for architects, designers, general contractors and anyone who is looking to spice up the ambiance of their environment through tensile membrane structures.


Tensile Membrane Structures are architecturally innovative forms of construction art that provide designers and end users a variety of aesthetic free-form designs that no other building material could achieve.

For years, TopedgeInfraa has successfully implemented highly engineered, high technology structural envelope projects, providing superior levels of client satisfaction regardless of project size.

Our reputation for sound technical design development, service and the pro-active execution of scheduling towards engineering, fabrication, timeline and budget assures the best of quality and service.

### FEATURES:

- Complex forms possible
- Cool atmosphere
- Flame retardant
- Weather proof
- Durable
- Resistant to extreme climate conditions
- Maintain appearance over long periods





The En-Fold Roof by Uni-Systems is a high performance retractable tensile structure designed specifically for large commercial applications such as outdoor dining areas, outdoor event centers, pools, decks and sports facilities, where open skies are desired and weather protection is required. It fills a niche in the market directly between the small "off-the-shelf" retractable canopy products with limited spanning and wind load capabilities, and large custom designed "one-off" retractable membrane structures that may prove too costly to build.





## SOLID NODE SPACE FRAMES

### Space Frames:

A practical and economical approach for covering spaces of almost any size or shape. The speciality of a space frame is that it can be assembled to span up to 100 metres in length.

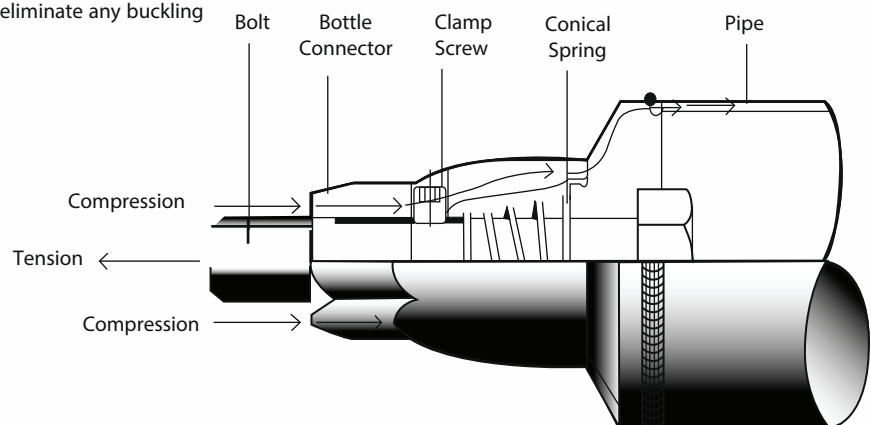
### FEATURES:

- Rigid
- Light weight
- Quick installations
- Flexible



### The Bottle System Axial Force Flow Line

The trumpet-shape of the bottle-body is the specific feature of Topedgelinfra Bottle Connector System. The Bottle-body with a cylindrical shape and a nice appearance transfer the compression forces smoothly from the small-end of the Bottle-Body to the larger part to eliminate any buckling effect to the plate.



Topedgelinfra Bottle (Patented) Connector System

TopedgeInfraa provides one stop solution to architects, consultants, end clients and contractors for sourcing high quality custom designed Skylight Systems.

Skylight Systems allow diffused light to enter the building and add to the aesthetic appeal of the viewer.

For years, TopedgeInfraa has successfully implemented highly engineered, high technology structural envelope projects, providing superior levels of client satisfaction regardless of project size.

Our reputation for sound technical design development, service and the pro-active execution of scheduling towards engineering, fabrication, timeline and budget assures the best of quality and service.

### FEATURES:

- High impact strength
- Excellent thermal properties
- Good weatherability
- Design freedom & flexibility
- UV resistance
- Ease of handling, fabrication and installation



TopEdgeInfraa specialises in the design, industrial and commercial roofing system with galvalume and colour-coated steel roofing sheets. Aesthetically pleasing and lightweight, these roofing systems are very easy to maintain and extremely cost effective. Our commitment to quality and integrity in innovation, value engineering and customer service is reflected in every TopEdgeInfraa face of our work. To date, we have executed over 5,000 installations across India, covering latest projects types and sizes including some of the most difficult geometric configurations.

### FEATURES:

- Conforming to Indian Standards
- Customised design
- Integration with any roofing systems
- Single source responsibility
- Cost effective solutions
- Faster delivery and installation



## STANDING SEAM ROOFING SYSTEMS

TopEdgeInfraa specialises in aluminium and zinc standing & roofings design, industrial and commercial roofing system with galvalume and colour-coated steel roofing sheets. Aesthetically pleasing and lightweight, these roofing systems are very easy to maintain and extremely cost effective.

We continue to raise the bar with cutting edge technologies that continually redefine the quality and standard of our work, providing our clients with end-to-end solutions for their unique requirements in terms of performance, structural safety and budget.

Our highly experienced teams have the proven capability to undertake large scale projects with the total attention to detail that is evident in each of our works regardless of size and level of challenge. We have executed challenging design and fabrication projects for residential, commercial and industrial segments in almost every major city in India.

### FEATURES:

- Durable and Strong
- Low maintenance
- Superior corrosion resistance
- Wether resistance
- Thermal reflectivity
- Environmentally friendly



## CIVIL AND STRUCTURAL WORKS

We offer one stop turnkey solution for Civil & Structural work for all Industrial, Commercial and Warehouse infrastructure projects.

Our mission is to create a cross industry infrastructure and facility services company characterised by integrity, professionalism and commitment to our clients.

We have a proven track record of completing prestigious projects within the scheduled time and quality parameters to the customer satisfaction.



Modern steel bridges taking advantage of the latest advances in automated fabrication and construction techniques are able to provide economic solutions to the demands of safety, rapid construction, aesthetics, shallow construction depth, minimal maintenance and flexibility in future use.

The high strength-to-weight ratio of steel minimises the structural weight of superstructures and thus minimises the sub-structure costs, which is particularly beneficial in poor ground conditions.



COR-TEN® steel is becoming more popular by roll formed product end-users. Its unique look and naturally oxidizing finish make it especially desirable for many architectural projects. Weathering COR-TEN® steel, is a group of steel alloys which were developed to obviate the need for painting, and form a stable rust-like appearance if exposed to the weather for several years. Weathering steel has increased resistance to atmospheric corrosion when compared to other steels.

COR-TEN® resists the corrosive effects of rain, snow, ice, fog, and other meteorological conditions by forming a coating of dark brown oxidation over the metal, which inhibits deeper penetration and negates the need for painting and costly rust-prevention maintenance over the years. In simple terms, the steel is allowed to rust and that rust forms a protective coating that slows the rate of future corrosion.



## FACADES



## BRIDGES





GATES/ Sculptures






Expanded metal is an innovative product with a very good ratio between the price and quality of technical characteristics. It is easy to bend, cut and to do any metal working with it.

The expanded metal can be manufactured in aluminum, stainless steel, galvanized, mild steel, copper and many other materials. On these products we can propose modern surface treatments in relation to style, design and long-lasting, such as lacquer, natural and colour anodization, galvanization and all the RAL colours.


The expanded metal gives you the opportunity of having the expanded metal in standard or shaped panels and upon drawing. Moreover, we can assist you in the project of the covering and we can offer the complete installation with the innovative "all inclusive" ZERO SURPRISE service.





Corian® solid surfaces offer home owners, architects, and designers a wide range of design choices and possibilities for aesthetic expression.

Flowing, virtually seamless, organic shapes, bold effects of color and translucency - if it can be imagined, it can be created with DuPont™ Corian® solid surface. Corian® is available in a vast range of trendsetting patterns and tones, as well as your own custom-designed colors. In baths and kitchens and beyond, throughout homes and hospitals, restaurants, and public spaces, Corian® solid surfaces deliver high performance and outstanding aesthetics. A signature DuPont innovation, Corian® solid surfaces continue to evolve and to inspire unprecedented creative flights of design fancy, combined with functionality.





### Few of our major customers



### Top Edge Infra

Cinnabar Hills, We work Tower  
 4th Floor, B 109, Embassy Golf Links business park  
 Challaghatta, Bangalore 71. India  
 M- 6361434768, +91 9886750931  
 mail: info@topedgeinfra.com, www.topedgeinfra.com

Branch Office:  
 Block No: A5 - 403,  
 Swapna Shruti Apartments,  
 Jiav Budia, Bhestan, Surat - 395 023  
 M +91 6361434768, +91 9886750931  
 Our Branch Offices are also at:  
 Ahmedabad & Baroda